

Debbie's Lofty Creations

Hello,

Thank you so much for letting us be a part of your quilting experience. We provide longarm, edge to edge, quilting for anyone wishing to finish their quilts quickly and at a reasonable price.

For charity quilts we will finish the quilt completely, including binding, and send it directly to the charity selected on your order form.

We offer set patterns. Please look over the included pattern sheet. The patterns can be viewed in larger versions on our website at <http://myloftycreations.com/patterns>. We can also help you choose a pattern that we think will work well with your design.

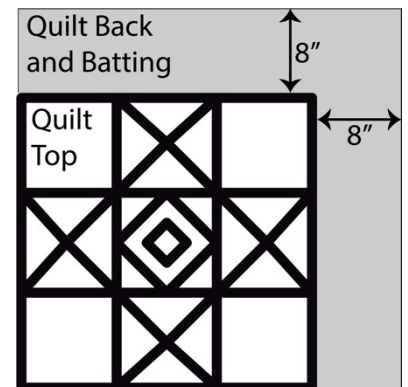
Before you send your quilt, make sure that it is ironed. Please wash and iron the backing material. The backing material and batting must extend 4" on all sides of the quilt. If you are unsure how to measure this, lay your top at the corner of your fabric and measure 8" additional inches from the top and side. Refer to the example to the right. The batting material must be good quality, such as Quilter's Dream Request or Select 100% cotton. If you would like us to provide the batting, please add \$10 to your payment.

Please include the binding material. Ensure the total length of the binding strips is twice the sum of the width and length of your quilt plus 16". If you would like for us to provide the binding, please add \$10 to your payment. We typically bind our quilts with 2 ½" binding strips.

Fill out the attached order form and include it and the payment when you mail your quilt to us. Retain this page for your records.

If you have any questions, visit our website at <http://myloftycreations.com> to find answers to commonly asked questions or email us at debbie@myloftycreations.com.

Thank you!





Debbie's Lofty Creations

Charity Edge to Edge Quilting
(Maximum Quilt Dimensions: 60" W x 76" L)

Please make sure you read the welcome letter thoroughly before completing this form.

Customer Name: _____

Phone Number: _____

Email Address: _____

If you we need to contact you, how do you prefer we reach you?

☐ Text message

☐ Phone call

☐ Email

Which charity would you like your finished quilt sent to?

☐ Quilts2Heal

☐ Quilts for Kids

☐ Quilts for ALS

☐ Project Linus

☐ Quilts of Valor

What pattern would you like us to use? _____

Quilt Checklist

☐ The quilt top is ironed

☐ The backing fabric is ironed

☐ The backing fabric extends at least 4" beyond all sides of the quilt top

☐ Include the batting or add \$10 for us to provide the batting.

○ The batting is Quilter's Dream Request or Select 100% cotton

○ The batting extends at least 4" beyond all sides of the quilt top

☐ Binding measures the total perimeter plus 16" or add \$10 to the payment for us to provide the binding.

Please mail this completed form and payment of \$50-70 with your quilt to:

Debbie Miller

My Lofty Creations


7 E Hill Rd.

Canton, CT 06019


Debbie's Lofty Creations

Potential Quilting Pattern Choices


By default, all quilts will be quilted with Stipple unless you indicate another option on the order form. For more choices visit at <http://myloftycreations.com/patterns>




Stipple



Blustery Breeze




Cloudy Day



Circle Meander




Rose Garden




Field of Flowers




Pansies



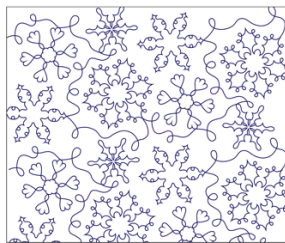
Daisy Chain




Stars




Balloons




Glacée



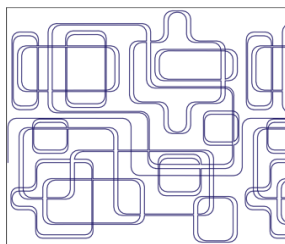
Flurry



Maze



Wrenchworks



Curved Square